

Scaled data based on original data using  
LM-79-08 Approved Method: Electrical and Photometric Measurements of Solid-  
State Lighting Products

Test Report Prepared for  
Cooper Lighting Solutions  
(formerly Eaton)

Brand: McGRAW-EDISON

Report Number: P385843

Luminaire Tested: **GWC-SA1B-830-U-T4FT**

Issue Date: 3/3/2020

**Test Information**

Test Method: LM-79-08  
Report Number: P385843  
TEST IS SCALED FROM IESNA LM-79-08 TEST DATA (G2-1903-205-16)  
Test Lab: INNOVATION CENTER  
Issue Date: 3/3/2020  
Manufacturer: COOPER LIGHTING SOLUTIONS (FORMERLY EATON)  
Product Line: MCGRAW-EDISON  
Catalog Number: GWC-SA1B-830-U-T4FT  
Description: GALLEON WALL LUMINAIRE  
(1) 80 CRI, 3000K, 800mA LIGHTSQUARE WITH 16 LEDS AND TYPE IV FORWARD  
THROW OPTICS  
Light Source: -  
Ballast/Driver: ELECTRONIC DRIVER

**Summary**

Lumens per Lamp: N/A  
Luminaire Lumens: 4879 lumens  
Efficiency: N/A  
Efficacy: 110.9 lumens/watt  
Luminous Opening: Rectangular (W 0.5' x L: 0.5' x H: 0')  
IES Classification: Type IV - Short  
BUG Rating: B1 - U0 - G2

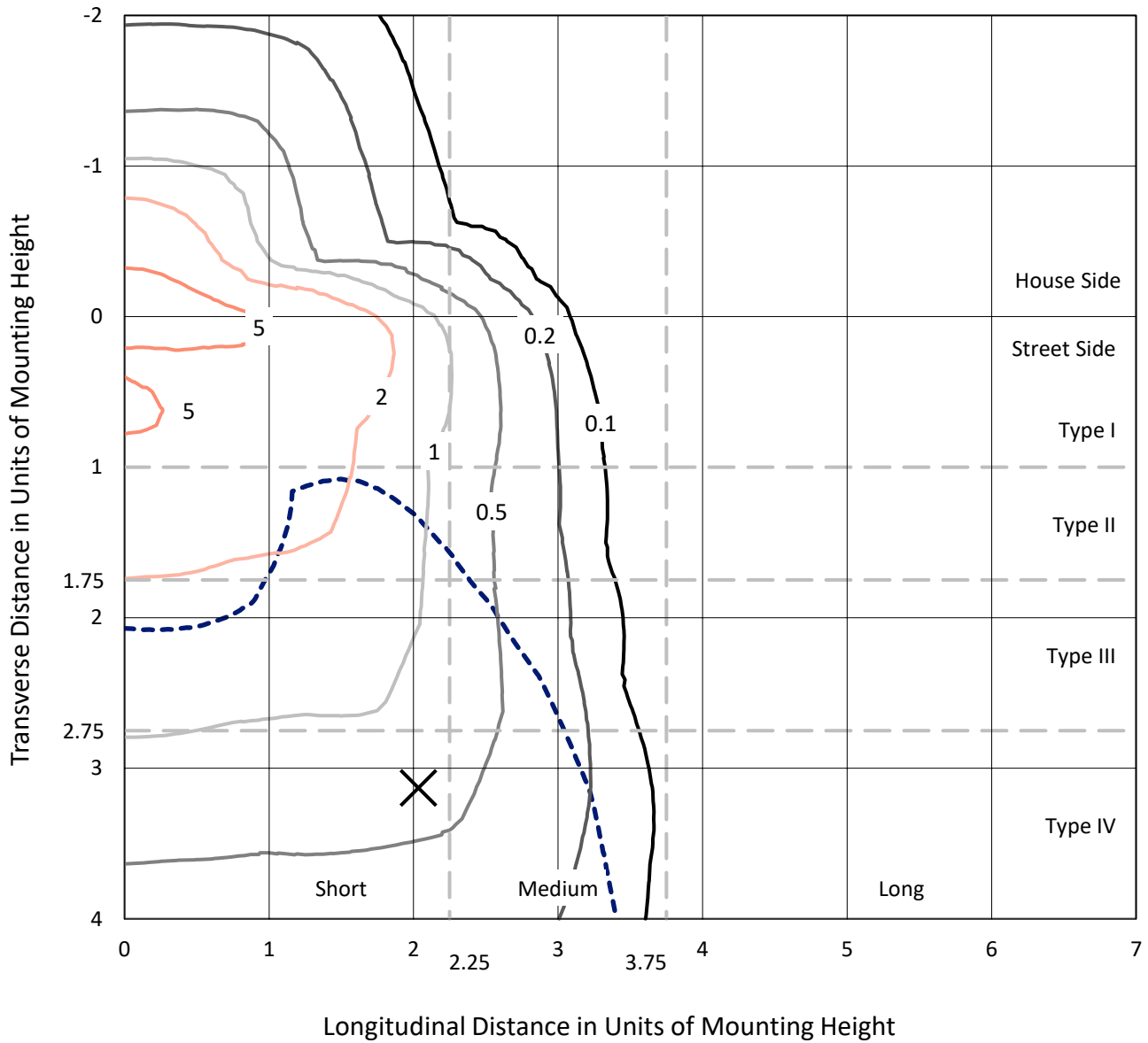
Input Watts (W): 44  
Input Voltage (V): NR  
Input Current (A<sub>in</sub>): NR  
Voltage Rise (V): NR  
Power Factor: NR  
Total Harmonic Distortion (THDi): NR  
Frequency (hertz): 60  
Stabilization Time: NR  
Operation Time: NR  
Ambient Temperature (°C): NR  
Test Distance: 24 FT



REPORT NUMBER: P385843  
 CATALOG NUMBER: GWC-SA1B-830-U-T4FT

### Iso-Footcandle Lines of Horizontal Illumination

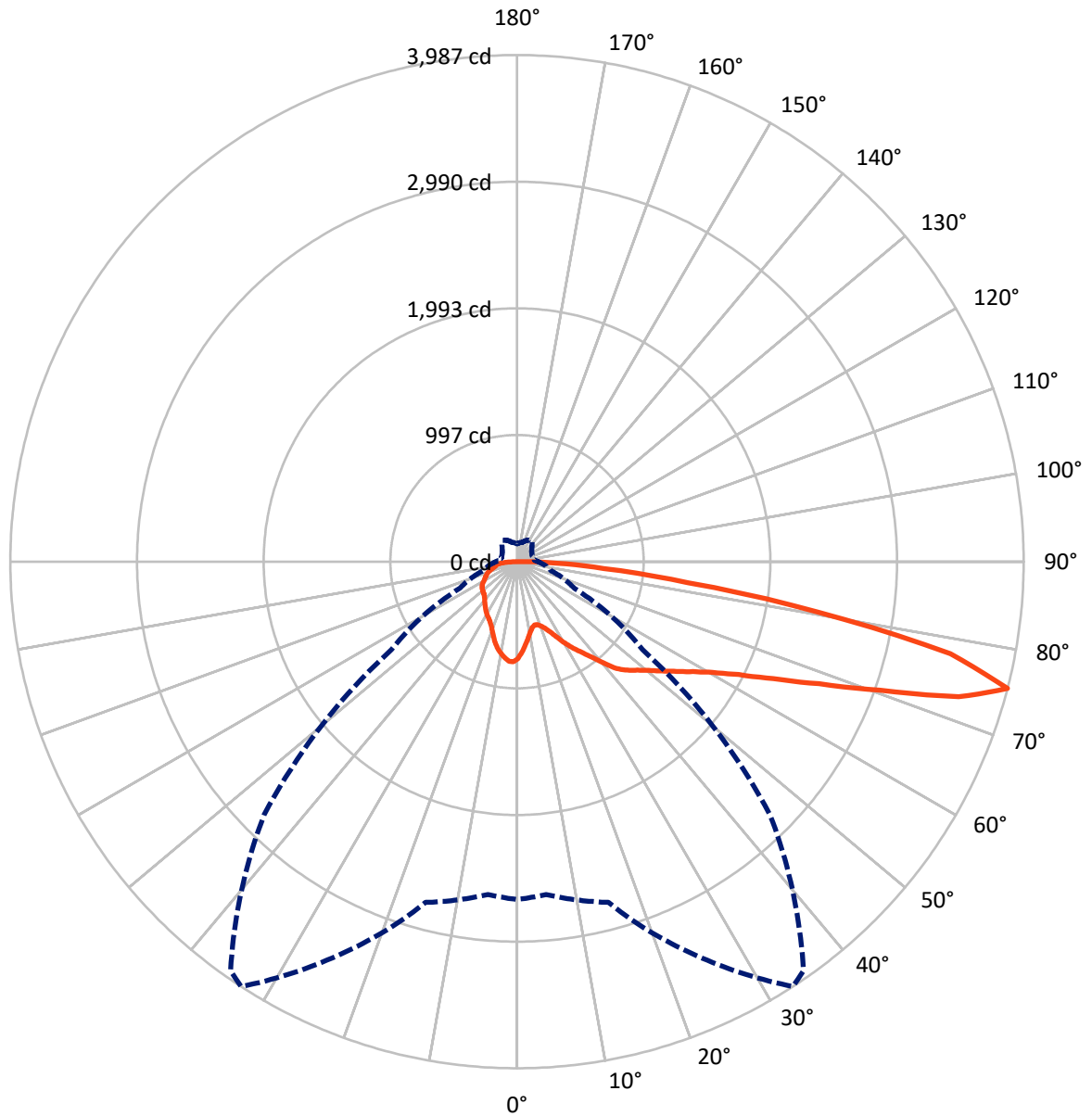
✕ Max cd  
 - - - 1/2 Max cd



Based on 10 foot mounting height. Maximum calculated value = 7.6 fc  
 Type IV - Short - N/A

REPORT NUMBER: P385843  
CATALOG NUMBER: GWC-SA1B-830-U-T4FT

### Luminous Intensity Polar Plot



— Vertical Plane Through 33-Deg Lateral    - - - Horizontal Cone Through 75-Deg Vertical

REPORT NUMBER: P385843

CATALOG NUMBER: GWC-SA1B-830-U-T4FT

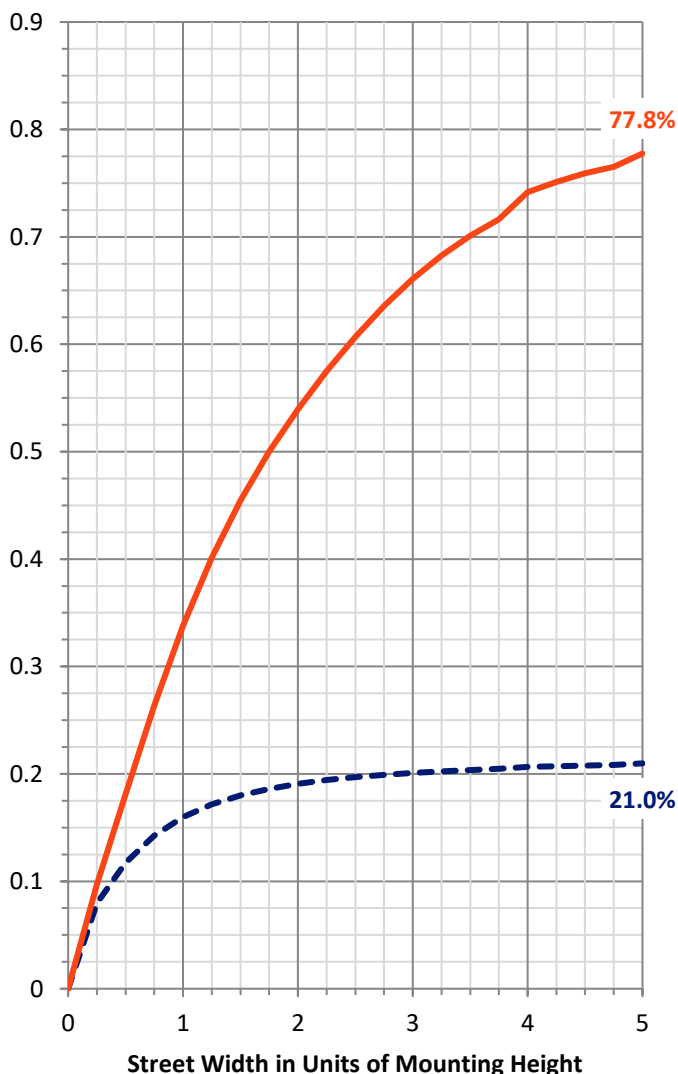
**FLUX DISTRIBUTION:**

		Downward	Upward	Total
<b>House Side</b>	Lumens	1047.7	0.0	1047.7
	% Fixture	21.5	0.0	21.5
<b>Street Side</b>	Lumens	3831.3	0.0	3831.3
	% Fixture	78.5	0.0	78.5
<b>Total</b>	Lumens	4879.0	0.0	4879.0
	% Fixture	100.0	0.0	100.0

**ZONAL LUMENS:**

Zone	Lumens	% Fixture
0°-10°	69.0	1.4
10°-20°	186.8	3.8
20°-30°	305.1	6.3
30°-40°	454.3	9.3
40°-50°	651.6	13.4
50°-60°	894.6	18.3
60°-70°	1120.0	23.0
70°-80°	1013.2	20.8
80°-90°	184.6	3.8
90°-100°	0.0	0.0
100°-110°	0.0	0.0
110°-120°	0.0	0.0
120°-130°	0.0	0.0
130°-140°	0.0	0.0
140°-150°	0.0	0.0
150°-160°	0.0	0.0
160°-170°	0.0	0.0
170°-180°	0.0	0.0
0°-90°	4879.0	100.0
0°-180°	4879.0	100.0

**Coefficient of Utilization**



REPORT NUMBER: P385843

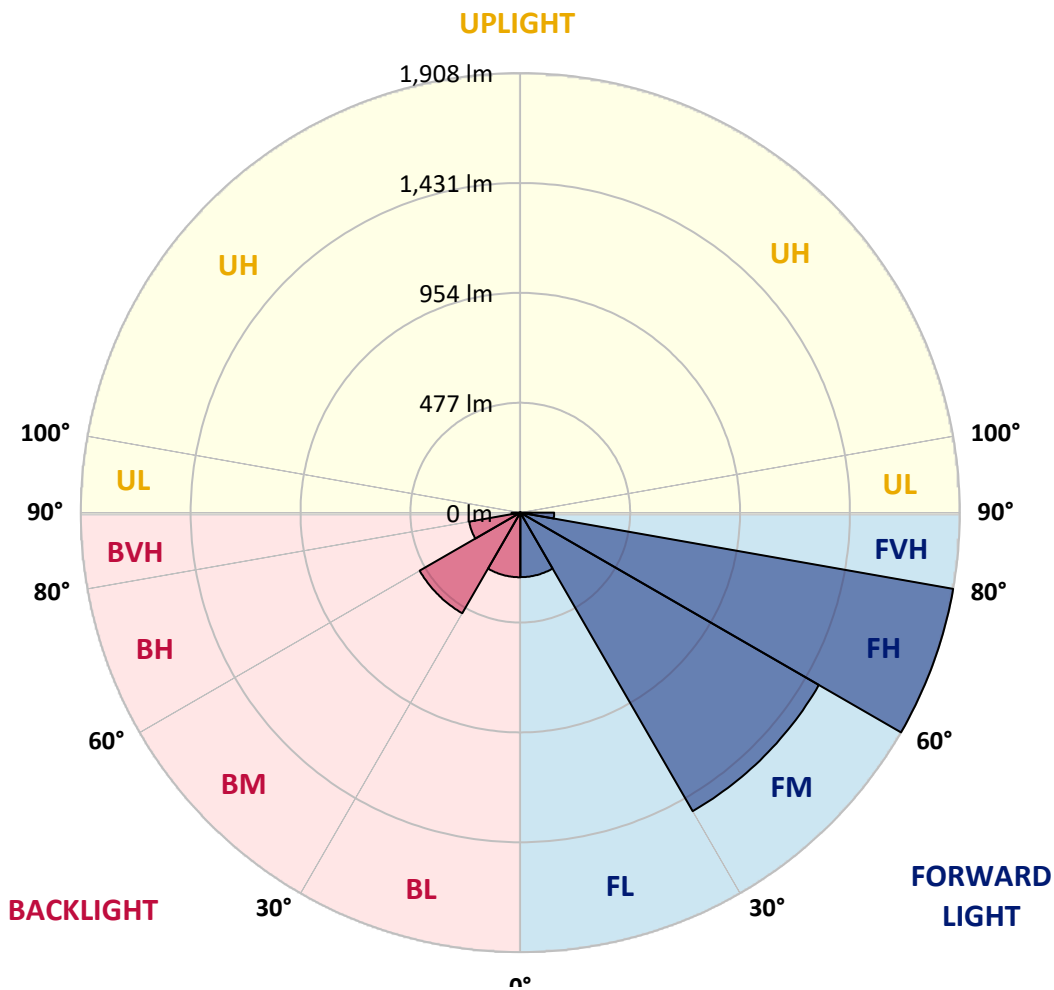
CATALOG NUMBER: GWC-SA1B-830-U-T4FT

**LUMINAIRE CLASSIFICATION SYSTEM LUMEN TABLE AND BUG RATING:**

Zone	Lumens	% Fixture	Zone Rating/Lumen Limit		
			B	U	G
FL (0°-30°)	280.2	5.7			
FM (30°-60°)	1496.3	30.7			
FH (60°-80°)	1907.9	39.1			G2/5000
FVH (80°-90°)	147.0	3.0			G2/225
BL (0°-30°)	280.6	5.8	B1/500		
BM (30°-60°)	504.2	10.3	B1/1000		
BH (60°-80°)	225.3	4.6	B1/500		G1/500
BVH (80°-90°)	37.6	0.8			G1/100
UL (90°-100°)	0.0	0.0		U0/0	
UH (100°-180°)	0.0	0.0		U0/0	

**BUG Rating: B1-U0-G2**

Type IV Short





REPORT NUMBER: P385843

CATALOG NUMBER: GWC-SA1B-830-U-T4FT

**CANDELA DISTRIBUTION (FULL):**

	0°	5°	15°	25°	33°	35°	45°	55°	65°	75°	85°
0°	762.6	762.6	762.6	762.6	762.6	762.6	762.6	762.6	762.6	762.6	762.6
2.5°	708.2	705.5	710.5	711.2	715.6	717.3	723.3	732.8	740.5	749.5	757.6
5°	644.0	642.1	649.2	654.2	663.9	667.9	682.2	702.3	720.1	740.4	758.7
7.5°	583.0	581.9	589.9	601.3	612.5	618.0	642.8	671.9	701.8	734.5	762.6
10°	531.6	531.2	538.8	550.1	566.4	572.7	604.7	643.1	684.9	729.9	769.2
12.5°	502.7	503.9	507.5	516.9	532.1	538.3	573.9	619.0	670.8	728.4	778.8
15°	509.8	511.7	505.6	505.3	516.1	520.9	554.3	601.8	660.7	730.9	792.8
17.5°	540.0	540.3	524.3	514.2	520.8	523.3	548.2	592.1	654.8	736.7	810.3
20°	582.5	581.6	553.3	536.4	540.0	540.7	556.8	592.2	654.2	746.6	833.1
22.5°	638.7	632.5	594.4	571.5	570.7	569.6	578.9	604.7	661.7	762.8	860.2
25°	712.2	706.3	653.9	622.6	615.8	613.3	614.6	631.3	676.3	780.1	890.5
27.5°	794.0	783.7	733.1	688.8	674.8	671.3	663.2	668.9	692.3	796.8	926.6
30°	862.4	856.8	812.7	760.1	743.6	738.5	717.3	711.0	715.4	819.6	972.1
32.5°	900.6	896.9	870.1	827.7	812.3	805.3	775.3	762.8	752.5	855.5	1033.8
35°	947.0	944.6	928.5	897.6	874.9	867.4	844.2	831.2	804.7	904.9	1113.5
37.5°	1006.0	1003.4	1003.8	978.8	951.7	944.8	929.5	915.8	872.5	969.7	1200.1
40°	1072.7	1067.8	1066.0	1064.8	1047.6	1043.7	1035.6	1017.1	957.4	1047.3	1285.6
42.5°	1173.2	1155.8	1118.7	1132.7	1149.7	1147.7	1154.3	1127.7	1051.8	1139.0	1369.0
45°	1270.1	1241.6	1177.5	1180.6	1217.8	1229.1	1278.3	1259.5	1154.1	1239.4	1455.3
47.5°	1314.2	1292.7	1238.2	1238.4	1275.3	1298.7	1406.6	1393.1	1261.6	1353.5	1560.6
50°	1363.6	1342.0	1293.2	1311.5	1343.7	1368.7	1530.5	1523.5	1363.9	1478.4	1686.9
52.5°	1417.5	1381.0	1350.0	1382.8	1428.0	1457.0	1654.5	1635.6	1457.8	1604.1	1832.0
55°	1418.2	1408.3	1431.9	1456.0	1523.5	1559.1	1784.4	1734.5	1534.3	1727.6	1950.1
57.5°	1498.9	1482.8	1532.8	1543.9	1632.2	1672.4	1913.7	1820.7	1612.2	1822.4	2013.8
60°	1605.8	1592.0	1632.9	1662.2	1766.7	1820.3	2051.7	1909.1	1673.4	1893.8	2010.8
62.5°	1790.3	1774.7	1774.2	1815.3	1956.0	2018.4	2206.6	1995.9	1697.6	1908.0	1925.0
65°	2060.5	2035.6	1988.5	2008.1	2217.4	2279.6	2379.7	2058.8	1665.6	1832.1	1704.0
67.5°	2323.4	2322.6	2264.8	2304.9	2562.6	2612.4	2576.9	2065.0	1565.7	1568.0	1312.0
70°	2585.5	2588.8	2579.1	2718.6	3028.9	3080.8	2786.9	1981.3	1341.0	1132.4	786.0
72.5°	2793.1	2792.3	2841.5	3201.3	3634.1	3622.5	2963.8	1727.5	962.8	611.3	375.7
75°	2658.6	2629.3	2775.9	3440.3	3986.8	3930.0	2813.3	1205.0	499.7	278.2	202.2
77.5°	1734.0	1761.9	1977.1	2842.0	3487.3	3418.2	2064.0	562.2	235.4	182.5	146.6
80°	628.0	657.3	925.8	1609.8	2402.6	2391.3	1016.4	231.1	159.3	137.9	106.9
82.5°	216.1	226.8	365.2	714.9	1356.5	1407.1	382.4	131.3	115.8	97.7	73.1
85°	84.8	97.1	167.0	344.0	684.2	689.3	154.9	78.5	80.6	64.0	40.1
87.5°	32.2	39.1	79.9	159.8	312.5	287.0	55.4	37.4	45.8	38.1	19.0
90°	0.0	0.0	0.0	0.0	0.0	0.0	0.0	0.0	0.0	0.0	0.0



REPORT NUMBER: P385843  
 CATALOG NUMBER: GWC-SA1B-830-U-T4FT

**CANDELA DISTRIBUTION (continued):**

	90°	95°	105°	115°	125°	135°	145°	155°	165°	175°	180°
0°	762.6	762.6	762.6	762.6	762.6	762.6	762.6	762.6	762.6	762.6	762.6
2.5°	763.8	767.3	774.7	779.8	785.2	786.7	787.4	788.7	790.1	789.6	789.7
5°	768.5	775.4	787.4	792.4	794.8	792.1	786.9	782.7	779.6	778.0	777.4
7.5°	776.3	786.0	798.8	798.0	792.6	780.6	767.2	757.1	748.6	745.6	743.9
10°	786.5	798.0	806.9	797.3	781.7	760.9	740.7	725.0	712.4	707.5	706.7
12.5°	799.7	811.3	813.0	792.6	766.7	738.3	710.9	690.1	671.3	665.2	663.9
15°	816.7	827.7	817.2	784.4	748.1	710.0	674.5	646.3	626.4	619.0	616.3
17.5°	834.6	845.0	818.1	770.7	723.9	676.5	631.8	603.0	580.3	571.7	570.7
20°	856.0	860.7	814.5	751.2	690.5	633.0	586.0	558.9	546.7	540.7	540.0
22.5°	882.4	877.4	806.4	724.7	648.2	582.8	544.5	531.9	528.9	527.5	528.0
25°	910.4	894.9	794.5	690.1	594.8	532.6	514.2	517.7	521.8	521.3	521.3
27.5°	941.3	912.8	776.1	644.3	535.6	491.4	493.6	506.6	512.7	512.5	512.3
30°	980.9	933.0	752.7	589.2	480.3	462.5	475.8	491.6	499.9	499.5	499.7
32.5°	1029.6	955.2	720.8	527.7	440.4	441.1	456.4	472.1	481.7	480.8	481.0
35°	1086.5	980.2	677.7	467.0	413.9	424.0	436.2	447.1	456.2	455.0	453.9
37.5°	1148.6	1004.6	620.4	412.7	392.3	408.2	418.3	420.2	424.4	421.3	419.1
40°	1207.5	1023.3	546.6	368.2	370.6	394.7	401.3	393.9	386.3	385.3	382.2
42.5°	1258.9	1029.6	471.9	332.7	347.7	380.5	384.6	369.1	355.4	349.0	346.3
45°	1313.2	1031.8	402.3	302.9	325.6	367.9	372.3	351.6	332.3	318.5	314.0
47.5°	1384.2	1047.6	348.2	280.8	308.8	359.5	365.7	337.6	312.6	292.9	288.7
50°	1477.0	1079.0	304.2	263.9	297.8	353.9	361.0	323.9	296.5	272.7	268.5
52.5°	1580.2	1107.8	268.6	250.3	287.2	344.1	354.9	314.1	281.3	254.0	249.4
55°	1652.3	1085.7	240.0	236.1	273.4	330.2	346.5	305.9	259.5	235.8	231.7
57.5°	1666.1	1010.2	218.3	221.5	256.7	312.6	333.5	287.5	247.7	227.9	223.6
60°	1628.4	905.0	202.1	208.0	238.8	290.6	309.3	274.5	236.5	219.4	215.9
62.5°	1533.5	797.3	190.1	195.8	222.1	268.1	294.1	260.9	225.0	209.8	206.3
65°	1341.9	669.4	178.6	185.1	206.6	248.8	280.4	248.3	213.7	202.1	198.7
67.5°	1012.9	501.4	167.9	173.6	192.8	231.9	265.6	235.8	202.7	195.3	191.3
70°	596.4	314.0	155.6	161.6	178.3	214.4	249.8	222.1	189.1	185.7	180.5
72.5°	277.6	188.9	141.6	147.5	160.1	190.9	229.4	204.3	172.9	165.5	158.4
75°	165.7	138.2	125.1	130.3	139.2	166.0	203.8	186.1	157.6	147.8	140.4
77.5°	123.9	105.7	106.9	112.4	119.7	145.3	180.5	171.7	145.8	138.2	133.1
80°	89.2	80.2	87.1	93.2	100.8	132.1	172.9	158.8	131.8	121.7	117.0
82.5°	59.5	57.6	65.6	71.8	79.2	115.6	162.5	139.0	112.6	99.8	89.3
85°	32.9	34.7	44.2	46.9	53.3	81.4	133.1	111.7	84.8	68.3	65.2
87.5°	13.7	16.0	23.8	22.9	28.3	48.5	87.6	67.4	53.9	40.3	31.3
90°	0.0	0.0	0.0	0.0	0.0	0.0	0.0	0.0	0.0	0.0	0.0



Signify Classified - Internal  
Cooper Lighting Solutions Photometric Lab  
1121 Highway 74 South  
Peachtree City, GA 30269

Scaled Data Report



Report Generated By 670245982

Signify Classified - Internal  
Cooper Lighting Solutions Photometric Lab  
1121 Highway 74 South  
Peachtree City, GA 30269

Scaled Data Report



Signify Classified - Internal  
Cooper Lighting Solutions Photometric Lab  
1121 Highway 74 South  
Peachtree City, GA 30269

Scaled Data Report



Signify Classified - Internal  
Cooper Lighting Solutions Photometric Lab  
1121 Highway 74 South  
Peachtree City, GA 30269

Scaled Data Report





--- HS — SS

Signify Classified - Internal  
Cooper Lighting Solutions Photometric Lab  
1121 Highway 74 South  
Peachtree City, GA 30269

Scaled Data Report



u

Signify Classified - Internal  
Cooper Lighting Solutions Photometric Lab  
1121 Highway 74 South  
Peachtree City, GA 30269

Scaled Data Report



Signify Classified - Internal  
Cooper Lighting Solutions Photometric Lab  
1121 Highway 74 South  
Peachtree City, GA 30269

Scaled Data Report



(END OF REPORT)